



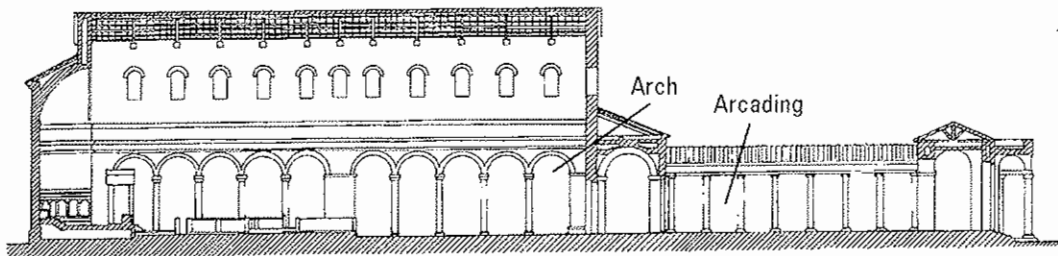
## Worksheet C5

Do this with Lesson 7.

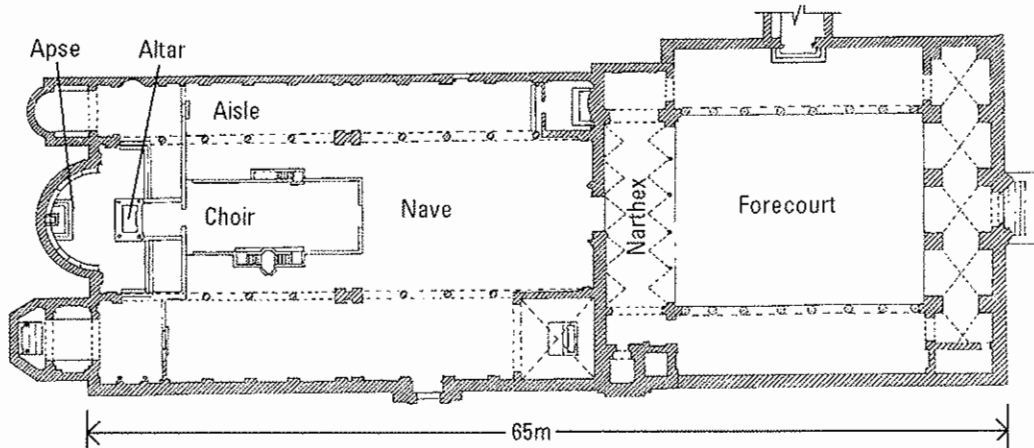
Put all completed work in your folder.

### A. Basilican churches (4th - 7th centuries)


A basilica was a Roman law court. Inside a basilica there was a central nave or hall, with rows of pillars on each side. There were side aisles beyond these pillars. Outside there was often a forecourt. Some early Christian churches were built to a very similar plan, but with the main altar placed where the judge's chair used to stand.



**Section**



**Plan**



#### San Clemente, Rome (1099-1108 AD)

The existing church of San Clemente was constructed over the remains of an early Christian church, whose basilican plan it conserved.

**Interior perspective**



1. How does the floor plan of this basilican church compare with that of a Greek temple such as the Parthenon?

.....

.....

.....

2. What are the advantages of the basilican plan over a Greek temple plan for a Christian congregation?

.....

.....

3. What new structural system is used in San Clemente?

.....

.....

4. What decorative features can you identify in the illustrations?

.....

.....

.....

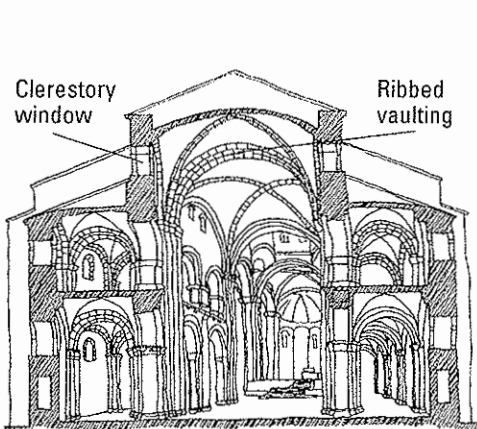
5. What new terms can you find ?

.....

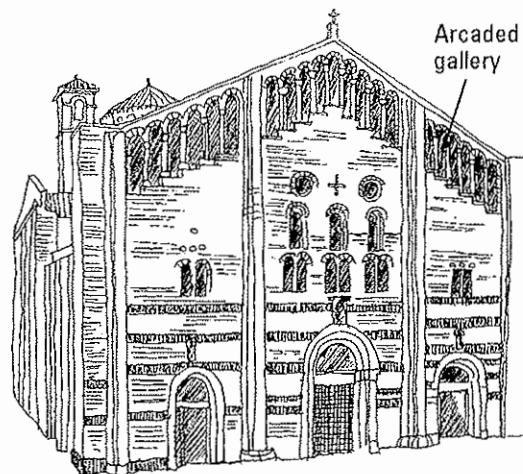
.....

## B. Romanesque churches (11th - 12th centuries)

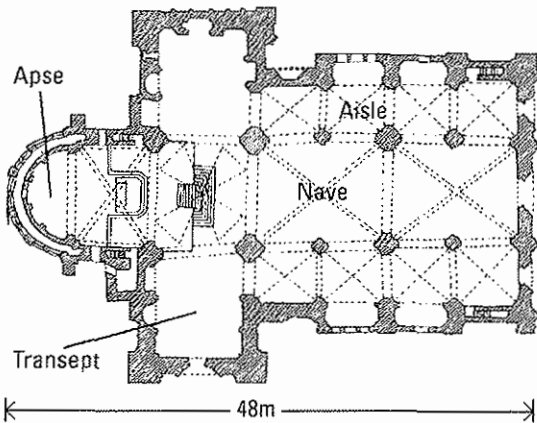
The development of Romanesque churches is associated with the Carolingian Empire and the growth of the monastic orders in Europe. The style is based on Germanic and late Roman traditions, with some Byzantine and Oriental influences.



Sectional perspective



Front elevation



**Plan**

**San Michele, Pavia (1100-1160)**

1. How does the floor plan of San Michele compare with the floor plan of San Clemente? What changes have taken place?

.....

.....

.....

.....

2. How would you describe the shape of this floor plan?

.....

3. Mark with an X the location of the altar.

4. What do you notice about the structural system used in San Michele?

.....

.....

5. Examine the elevation closely. Name any features you know which are associated with the Romanesque style.

.....

.....

6. What decorative features can you find ?

.....

7. Can you identify any design features borrowed from earlier architectural styles?

.....

.....

8. Where do the three doors on the front facade lead to when you enter the building?

.....